

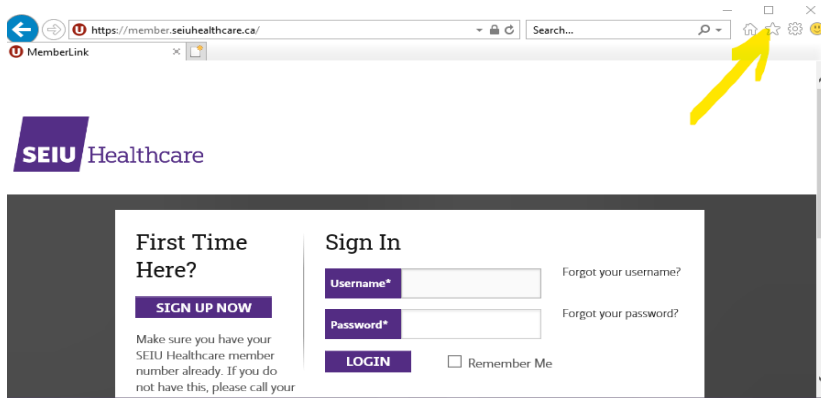
SEIU Healthcare – Accessing MemberLink

TO SAVE MEMBERLINK ON YOUR LAPTOP/PC

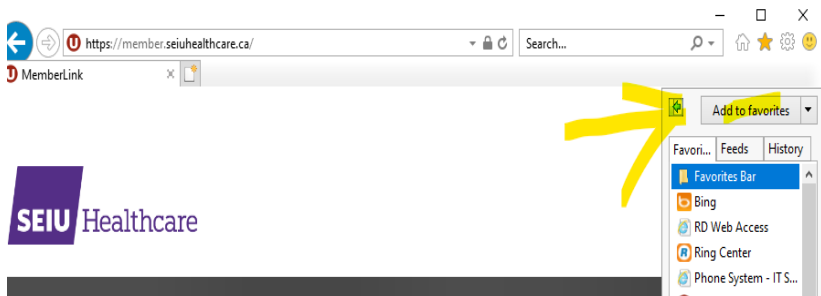


Open the MemberLink web link <https://member.seiuhealthcare.ca> and follow these steps:

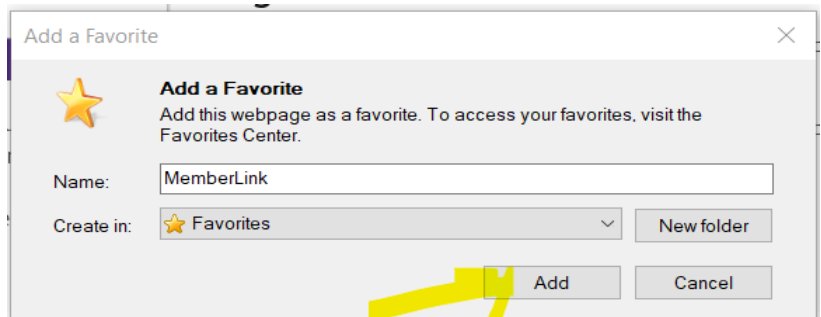
- 1- Click on the **star**



- 2- Click on **Add to favorites**



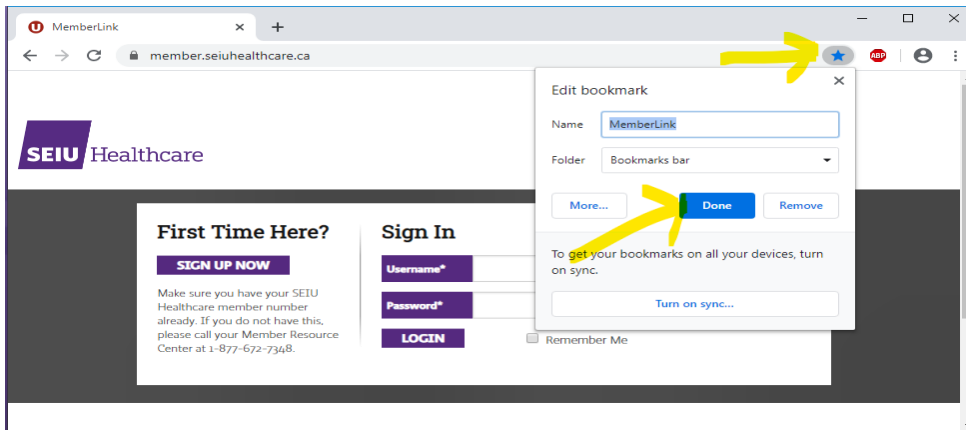
- 3- Click on **Add**



 **Chrome Browser**

Open the MemberLink web link <https://member.seiuhealthcare.ca> and follow these steps:

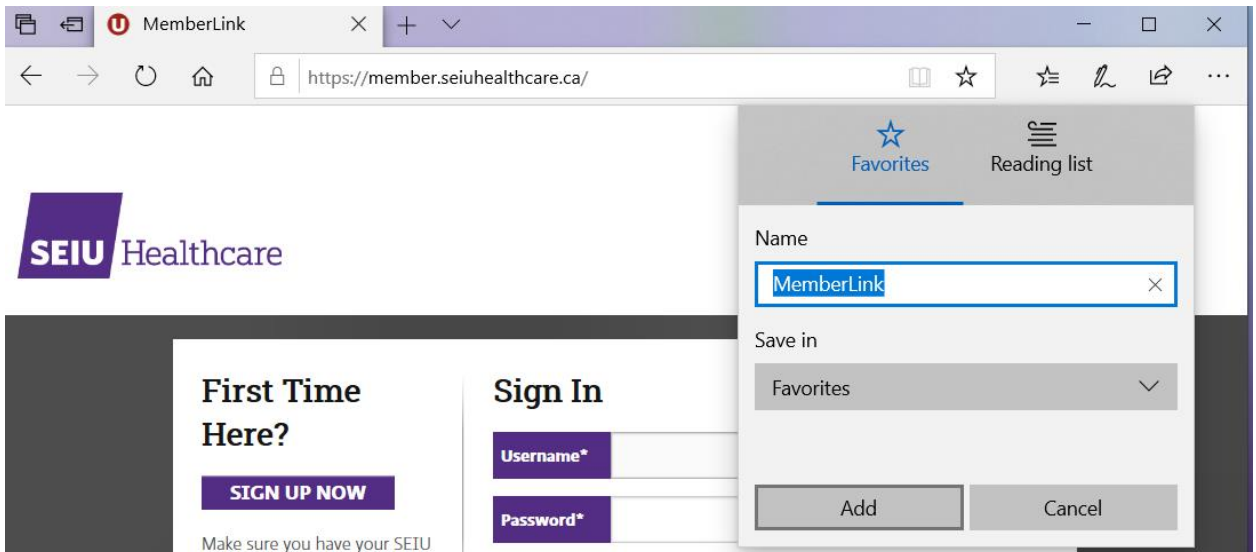
- 1- Click on the **star**
- 2- Click on **Done**



 **Edge Browser**

Open the MemberLink web link <https://member.seiuhealthcare.ca> and follow these steps:

- 1- Click on the **star**
- 2- Click on **Add**



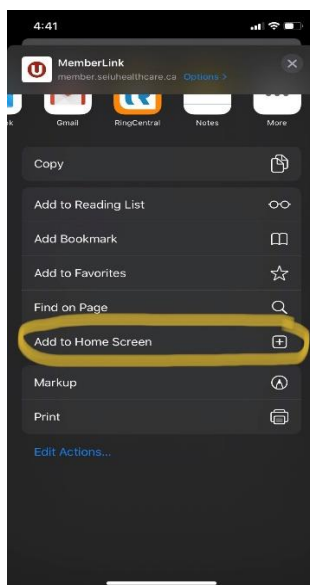
TO SAVE MEMBERLINK ON YOUR CELL PHONE

Open the MemberLink web link <https://member.seiuhealthcare.ca> and follow these steps:

- 1- Click on the **“Forward”** button (highlighted below).



- 2- Find and click on **“Add to Home Screen”** (highlighted below).



3- Click on **“Add”** to save it on your Home Screen (highlighted below).

